

Health Sciences/Nursing Division

Figure 4. 1 Health Sciences/Nursing Division FTES, Fall Terms 2018-2022

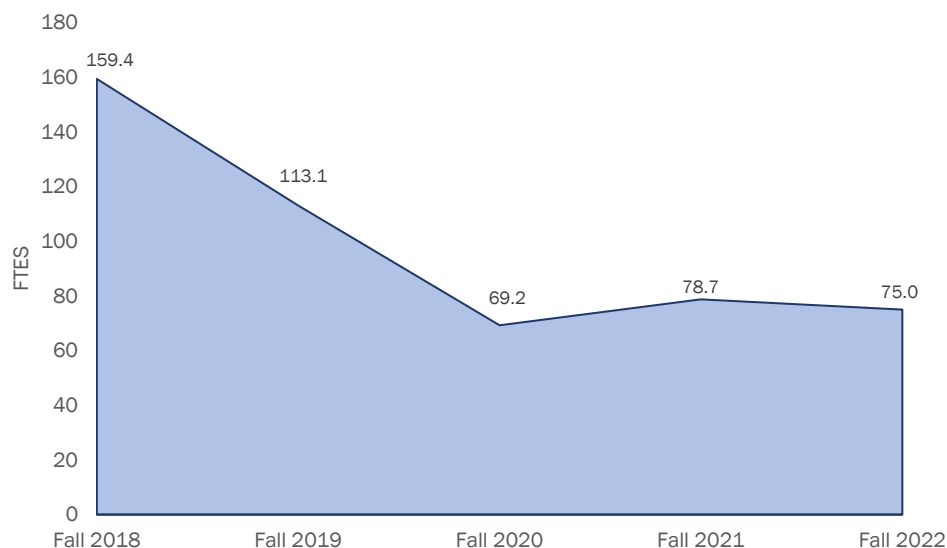


Table 4. 1 Health Sciences/Nursing Division FTES by Discipline, Fall Terms 2018-2022

Health Sciences/Nursing	Full-Time Equivalent Student (FTES)				
	Fall 2018	Fall 2019	Fall 2020	Fall 2021	Fall 2022
Emergency Department Assistant <i>Annual % Change</i>		6.9		5.6	3.1 -43%
Health Occupations <i>Annual % Change</i>	3.4				
Nursing <i>Annual % Change</i>	155.9	106.1 -32%	69.2 -35%	73.1 6%	71.9 -2%
Division Total <i>Annual % Change</i>	159.4	113.1 -29%	69.2 -39%	78.7 14%	75.0 -5%

Source: PS LAC_SRC_SECTION_LISTING_INSTR query; LACCD Class Info and Grade Distribution file

Table 4. 2 Health Sciences/Nursing Division FTEF by Discipline, Fall Terms 2018-2022

Health Sciences/Nursing	Full-Time Equivalent Faculty (FTEF)				
	Fall 2018	Fall 2019	Fall 2020	Fall 2021	Fall 2022
Emergency Department Assistant <i>Annual % Change</i>		0.6		0.6	0.6 1%
Health Occupations <i>Annual % Change</i>	0.1				
Nursing <i>Annual % Change</i>	15.8	14.2 -10%	11.9 -16%	12.6 6%	13.3 5%
Division Total <i>Annual % Change</i>	15.9	14.7 -8%	11.9 -19%	13.2 10%	13.8 5%

Source: PS LAC_SRC_SECTION_LISTING_INSTR query; LACCD Class Info and Grade Distribution file

Figure 4. 2 Health Sciences/Nursing Division FTES and FTES per FTEF, Fall Terms 2018-2022

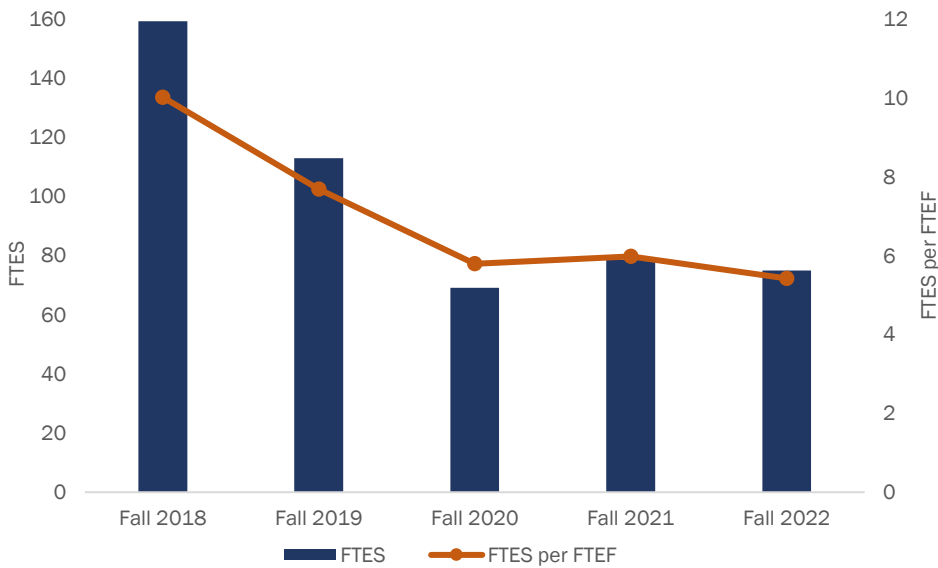


Table 4. 3 Health Sciences/Nursing Division FTES per FTEF by Discipline, Fall Terms 2018-2022

Full-Time Equivalent Student per Full-Time Equivalent Faculty					
Health Sciences/Nursing	Fall 2018	Fall 2019	Fall 2020	Fall 2021	Fall 2022
Emergency Department Assistant <i>Annual % Change</i>		12.6		10.1	5.7 -44%
Health Occupations <i>Annual % Change</i>	24.5				
Nursing <i>Annual % Change</i>	9.9	7.5 -24%	5.8 -23%	5.8 0%	5.4 -7%
Division Total <i>Annual % Change</i>	10.0	7.7 -23%	5.8 -25%	6.0 3%	5.4 -9%

Source: PS LAC_SRC_SECTION_LISTING_INSTR query; LACCD Class Info and Grade Distribution file

Figure 4. 3 Health Sciences/Nursing Division WSCH by Discipline, Fall Terms 2018-2022

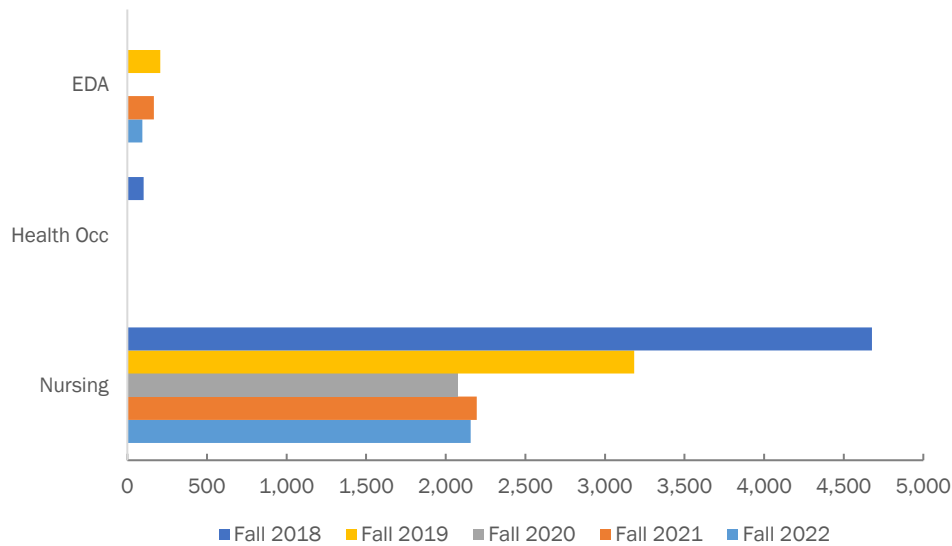


Table 4. 4 Health Sciences/Nursing Division WSCH by Discipline, Fall Terms 2018-2022

Health Sciences/Nursing	Weekly Student Contact Hours (WSCH)				
	Fall 2018	Fall 2019	Fall 2020	Fall 2021	Fall 2022
Emergency Department Assistant <i>Annual % Change</i>		207.6		166.8	94.3 -43%
Health Occupations <i>Annual % Change</i>	102.9				
Nursing <i>Annual % Change</i>	4,678.2	3,184.2 -32%	2,076.6 -35%	2,194.2 6%	2,156.0 -2%
Division Total <i>Annual % Change</i>	4,781.1	3,391.8 -29%	2,076.6 -39%	2,361.0 14%	2,250.2 -5%

Source: PS LAC_SRC_SECTION_LISTING_INSTR query; LACCD Class Info and Grade Distribution file

Figure 4. 4 Health Sciences/Nursing Division WSCH and WSCH per FTEF, Fall Terms 2018-2022

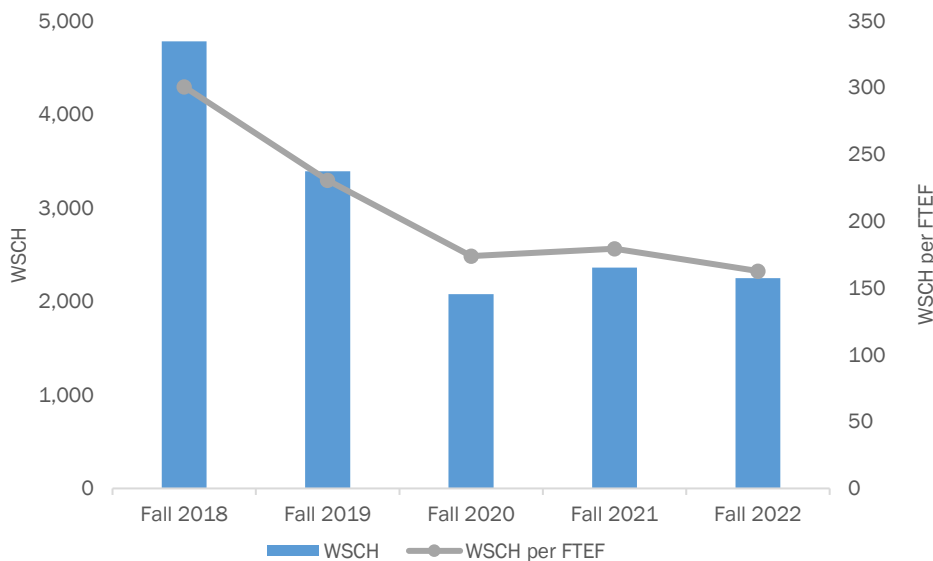


Table 4. 5 Health Sciences/Nursing Division WSCH per FTEF by Discipline, Fall Terms 2018-2022

Health Sciences/Nursing	WSCH per FTEF				
	Fall 2018	Fall 2019	Fall 2020	Fall 2021	Fall 2022
Emergency Department Assistant <i>Annual % Change</i>		377.5		303.3	169.7 -44%
Health Occupations <i>Annual % Change</i>	735.0				
Nursing <i>Annual % Change</i>	296.8	225.0 -24%	173.9 -23%	174.0 0%	162.5 -7%
Division Total <i>Annual % Change</i>	300.7	230.7 -23%	173.9 -25%	179.4 3%	162.8 -9%

Source: PS LAC_SRC_SECTION_LISTING_INSTR query; LACCD Class Info and Grade Distribution file